

HANNA 2 | WALL

Hanna is a contemporary wall lamp that will bring a smooth ambiance your mid-century modern interior. With a structure made in brass, this wall sconce is gently covered by a gold plated bath, while its aluminum lamp shade is outlined by a gold plated and matte white finish. The on/off switch is located below the lamp shade with a stylish design for a quick and easy use. This white wall lamp can be customized and instead of having one lamp shade, you can choose to have two, in order to provide a more balanced look. With a minimalist style, Hanna wall light fixture is a luxurious addition to any space.

MATERIALS

BODY: Brass

SHADE: Brass and Aluminium

STANDARD FINISHES*

BODY: Gold Plated

SHADE: Gold Plated and White Matte



Copper
& Glossy Black

Nickel
& Glossy Black

Copper
& Glossy White

Gold
& Glossy Black

Nickel
& Glossy White

*MORE FINISHES AVAILABLE IN P. 247 | 248

WEIGHT

Approx. 4 kg | 8.8 lbs

BULBS

2 x E27 Halogen Bulbs 28W (included)

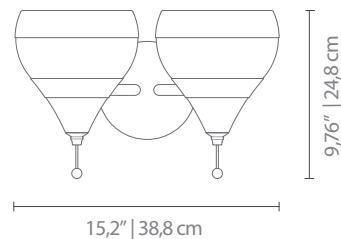
(bulbs not included for North America)

DIMENSIONS

WIDTH: 15,2" | 38,8 cm

HEIGHT: 9,76" | 24,8 cm

DEPTH: 9,76" | 24,8 cm



ALSO AVAILABLE IN CATALOG 2018

HANNA | CHANDELIER P.66; HANNA | SUSPENSION P.68;

HANNA | FLOOR P.124; HANNA 1 | WALL P.218.

For more information, contact our team.

INFO@DELIGHTFULL.EU | WWW.DELIGHTFULL.EU



HANNA 2 | WALL

PACKAGE

(Cardboard Box)

WIDTH: 23,6" | 60 cm

HEIGHT: 11,8" | 30 cm

DEPTH: 23,6" | 60 cm

PACKAGE VOLUME: 0.11 m³

WEIGHT: Approx. 6 kg | 13.2 lbs

BULBS

2 x E27 Halogen Bulbs 28W (included)

OPTIONAL BULBS

2 x E27 Led Bulbs 9W (customizable on purchase)

BULB STANDARD

LIGHT TECHNOLOGY: Halogen

POWER: 28W

LUMENS: 350LM

COLOUR TEMPERATURE: 2700K

BULB OPTIONAL

LIGHT TECHNOLOGY: Led

POWER: 9W

LUMENS: 860LM

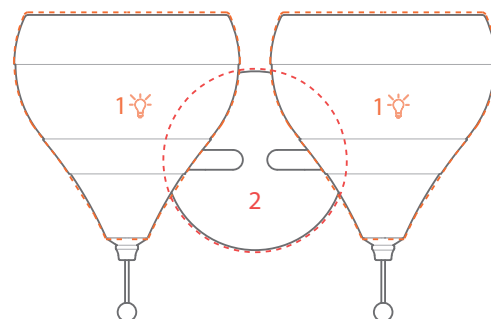
COLOUR TEMPERATURE: 3000K

CANOPY AND SHADE

DESCRIPTION

CANOPY

SHADES



CANOPY

Nº2 - 1 unit

DIAMETER: 4,09" | 10,4 cm

DEPTH: 0,82" | 2,1 cm

SHADES

Nº1 - 2 units

DIAMETER: 7,16" | 18,2 cm

HEIGHT: 7,08" | 18 cm

Shade with bulb 

For more information, contact our team.
INFO@DELIGHTFULL.EU | WWW.DELIGHTFULL.EU

HANNA 2 | WALL

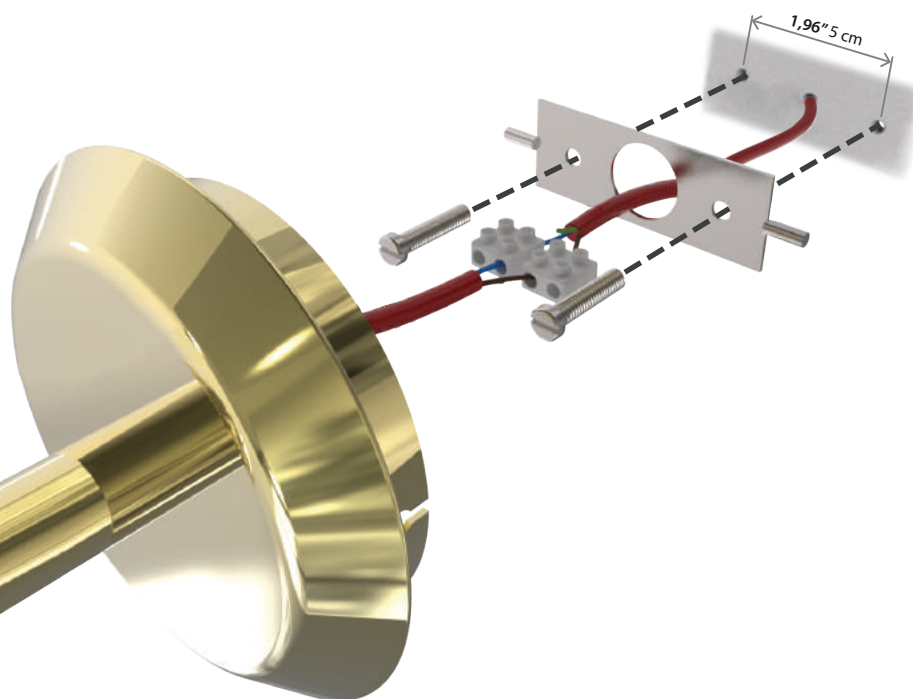
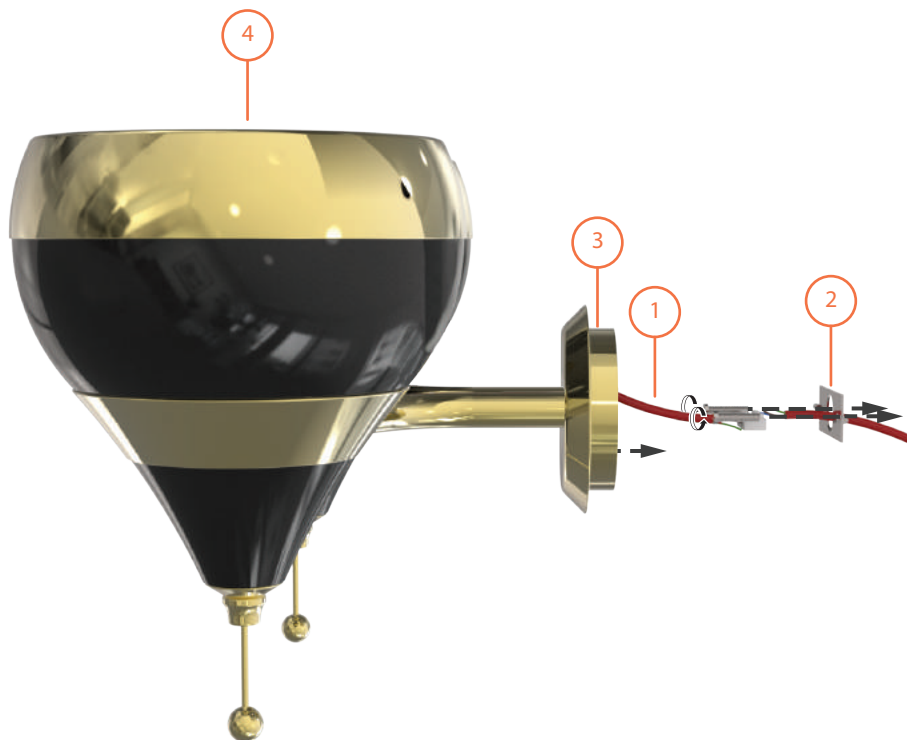
ASSEMBLY SCHEME* 
INSTRUCTIONS

STEP 1
ELECTRICAL CABLE CONNECTIONS


STEP 2
SET THE SUPPORT ON THE WALL

STEP 3
PLACE HANNA 2 ON THE CENTER OF
THE WALL SUPPORT

STEP 4
INSERT THE BULBS



ELECTRICAL CABLE 
INFORMATION



2UNI   2UNI 
SCREWS BULBS

DISPOSAL 
For all products that are damaged, find professional help.

CE CERTIFICATE

For more information, contact our team.
INFO@DELIGHTFULL.EU | WWW.DELIGHTFULL.EU